

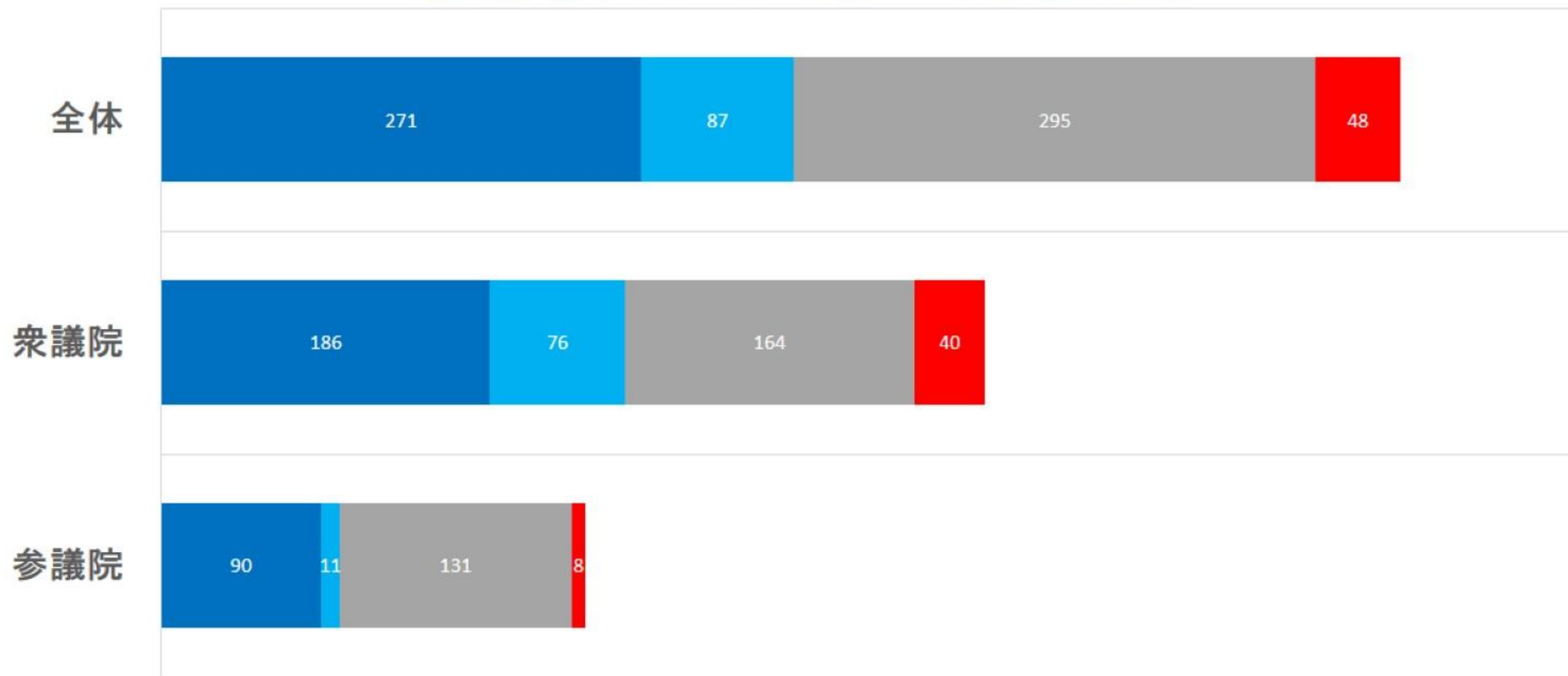
# 核兵器禁止条約に対する 国会議員の意向状況

議員ウォッチ

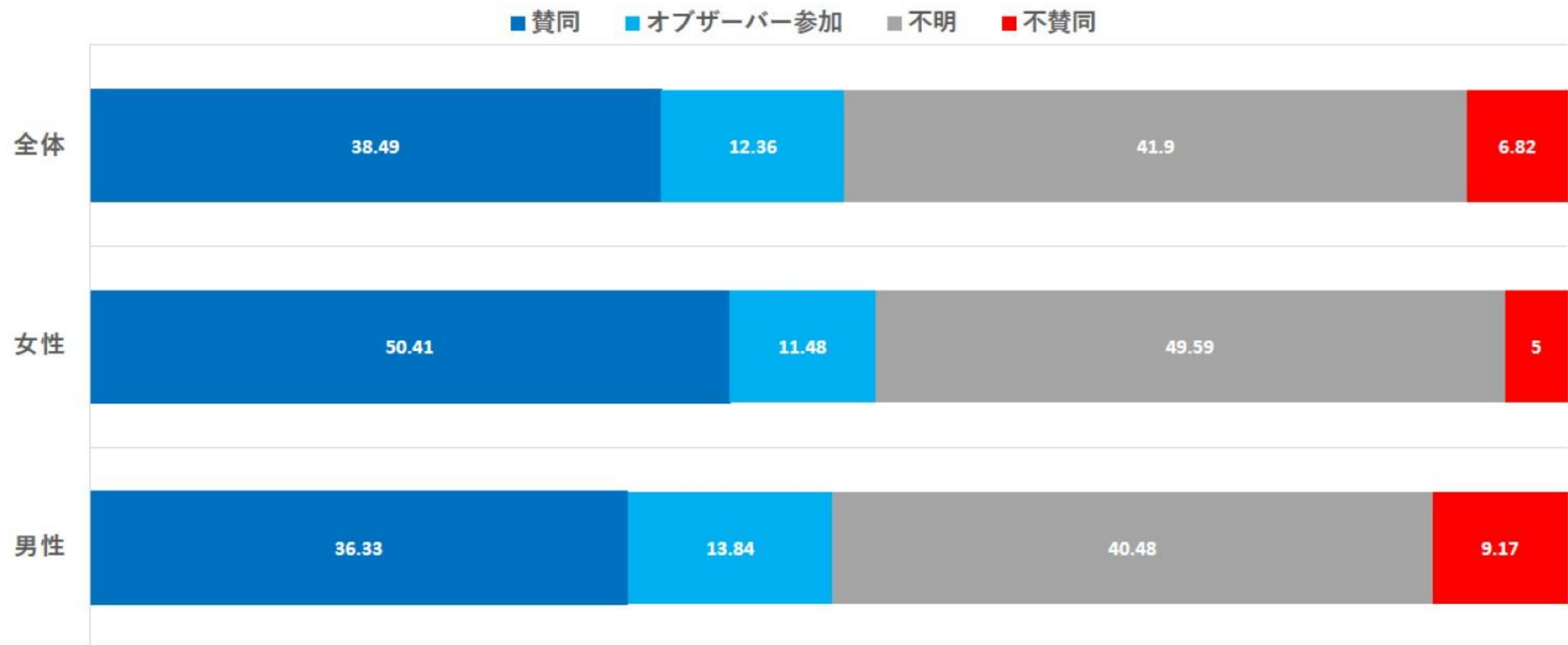
(2024年11月27日時点)

# 衆参別国会議員の核兵器禁止条約への姿勢

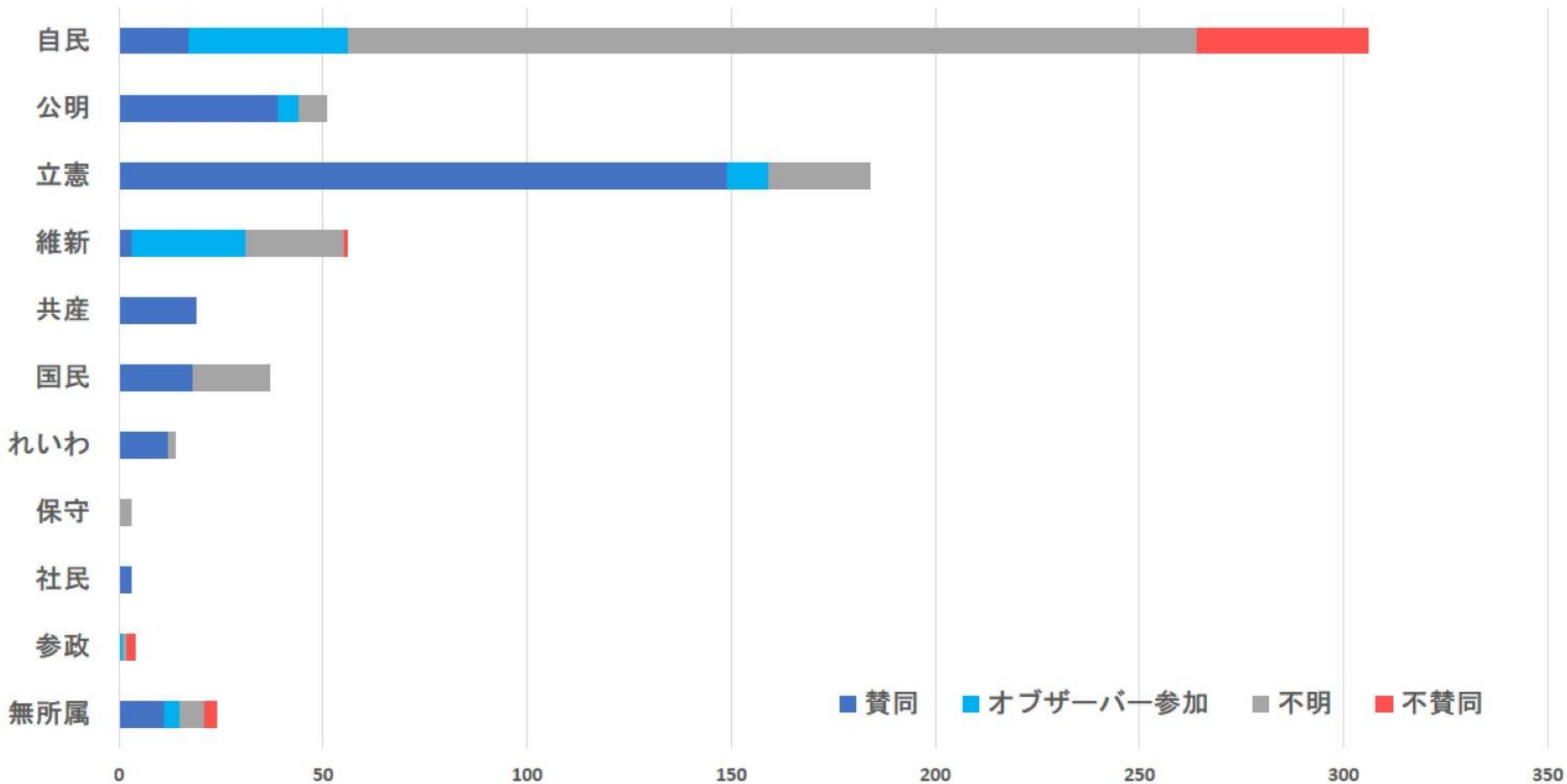
■ 賛同 ■ オブザーバー参加 ■ 不明 ■ 不賛同



# 男女別割合

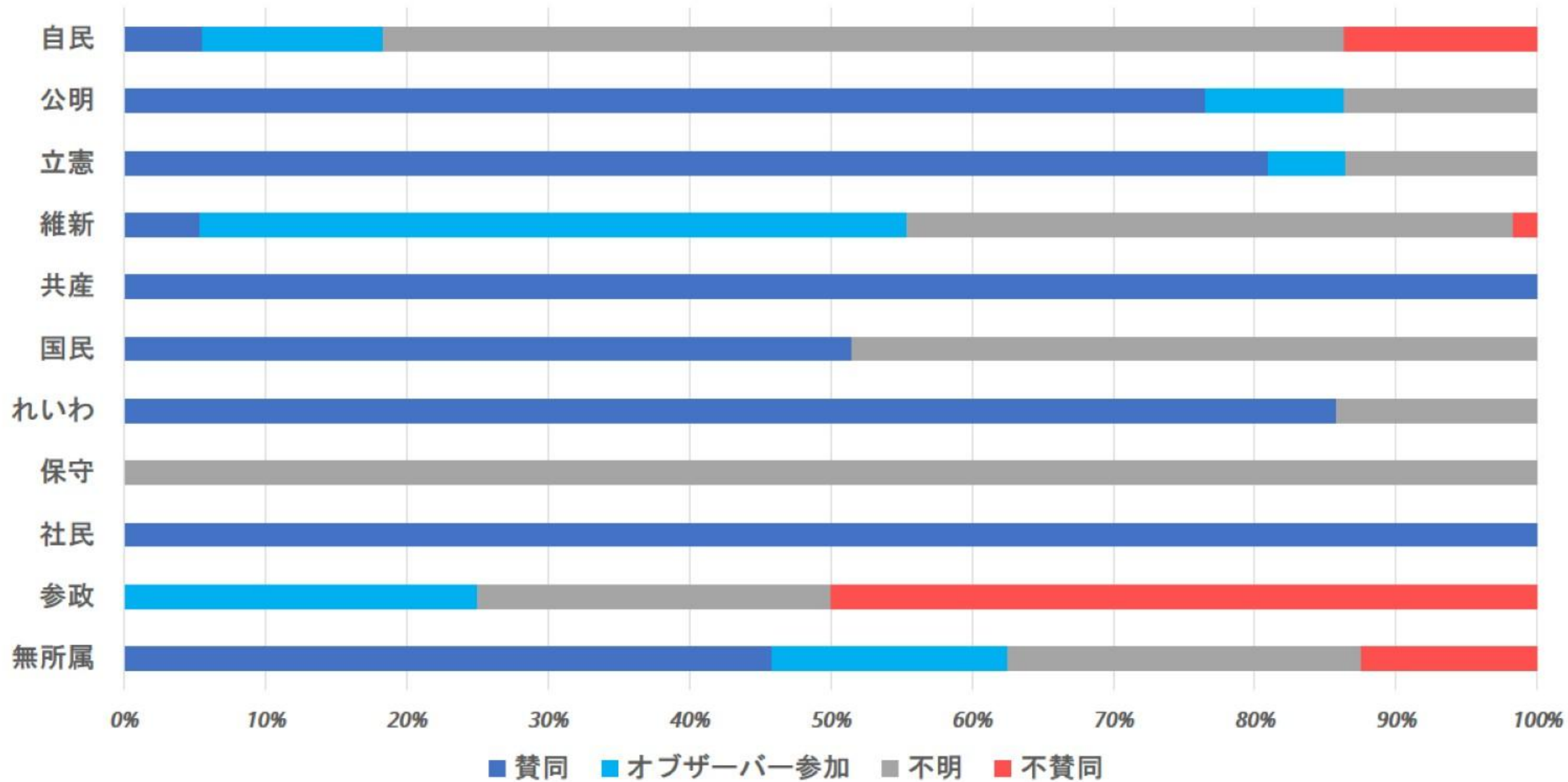


# 政党別国会議員の核兵器禁止条約に対する姿勢



| 政党  | 賛同  | オブ参加 | 不明  | 不賛同 |
|-----|-----|------|-----|-----|
| 自民  | 17  | 39   | 208 | 42  |
| 公明  | 39  | 5    | 7   | 0   |
| 立憲  | 149 | 10   | 25  | 0   |
| 維新  | 3   | 28   | 24  | 1   |
| 共産  | 19  | 0    | 0   | 0   |
| 国民  | 18  | 0    | 19  | 0   |
| れいわ | 12  | 0    | 2   | 0   |
| 保守  | 0   | 0    | 3   | 0   |
| 社民  | 3   | 0    | 0   | 0   |
| 参政  | 0   | 1    | 0   | 2   |
| 無所属 | 11  | 4    | 6   | 3   |

# 政党内割合



| 政党  | 賛同     | オブ参加  | 不明     | 不賛同   |
|-----|--------|-------|--------|-------|
| 自民  | 5.6%   | 12.8% | 68.0%  | 13.7% |
| 公明  | 76.5%  | 9.8%  | 13.7%  | 0.0%  |
| 立憲  | 79.7%  | 5.4%  | 13.4%  | 0.0%  |
| 維新  | 5.4%   | 50.0% | 42.9%  | 1.8%  |
| 共産  | 100.0% | 0.0%  | 0.0%   | 0.0%  |
| 国民  | 48.7%  | 0.0%  | 51.4%  | 0.0%  |
| れいわ | 85.7%  | 0.0%  | 14.3%  | 0.0%  |
| 保守  | 0.0%   | 0.0%  | 100.0% | 0.0%  |
| 社民  | 100.0% | 0.0%  | 0.0%   | 0.0%  |
| 参政  | 0.0%   | 25.0% | 25.0%  | 50.0% |
| 無所属 | 45.8%  | 16.7% | 25.0%  | 12.5% |

| ※2024.11.27時点 |     |   | 人数(衆参別) |     |    |     | 割合(衆参別) |         |        |         | 人数(党全体) |     |    |     | 割合(党全体) |         |        |         |        |
|---------------|-----|---|---------|-----|----|-----|---------|---------|--------|---------|---------|-----|----|-----|---------|---------|--------|---------|--------|
| 政党            | 人数  |   | 賛同      | オブ  | 不明 | 不賛同 | 賛同      | オブ      | 不明     | 不賛同     | 賛同      | オブ  | 不明 | 不賛同 | 賛同      | オブ      | 不明     | 不賛同     |        |
| 自民            | 306 | 衆 | 191     | 17  | 38 | 99  | 37      | 8.90%   | 19.90% | 51.83%  | 19.37%  | 17  | 39 | 208 | 42      | 5.56%   | 12.75% | 67.97%  | 13.73% |
|               |     | 参 | 115     | 0   | 1  | 109 | 5       | 0.00%   | 0.87%  | 94.78%  | 4.35%   |     |    |     |         |         |        |         |        |
| 公明            | 51  | 衆 | 24      | 14  | 4  | 6   | 0       | 58.33%  | 16.67% | 25.00%  | 0.00%   | 39  | 5  | 7   | 0       | 76.47%  | 9.80%  | 13.73%  | 0.00%  |
|               |     | 参 | 27      | 25  | 1  | 1   | 0       | 92.59%  | 3.70%  | 3.70%   | 0.00%   |     |    |     |         |         |        |         |        |
| 立憲            | 187 | 衆 | 148     | 118 | 8  | 22  | 0       | 79.73%  | 5.41%  | 14.86%  | 0.00%   | 149 | 10 | 25  | 0       | 79.68%  | 5.35%  | 13.37%  | 0.00%  |
|               |     | 参 | 39      | 34  | 2  | 3   | 0       | 87.18%  | 5.13%  | 7.69%   | 0.00%   |     |    |     |         |         |        |         |        |
| 維新            | 56  | 衆 | 38      | 2   | 22 | 13  | 1       | 5.26%   | 57.89% | 34.21%  | 2.63%   | 3   | 28 | 24  | 1       | 5.36%   | 50.00% | 42.86%  | 1.79%  |
|               |     | 参 | 18      | 1   | 6  | 11  | 0       | 5.56%   | 33.33% | 61.11%  | 0.00%   |     |    |     |         |         |        |         |        |
| 共産            | 19  | 衆 | 8       | 8   | 0  | 0   | 0       | 100.00% | 0.00%  | 0.00%   | 0.00%   | 19  | 0  | 0   | 0       | 100.00% | 0.00%  | 0.00%   | 0.00%  |
|               |     | 参 | 11      | 11  | 0  | 0   | 0       | 100.00% | 0.00%  | 0.00%   | 0.00%   |     |    |     |         |         |        |         |        |
| 国民民主          | 37  | 衆 | 28      | 14  | 0  | 14  | 0       | 50.00%  | 0.00%  | 50.00%  | 0.00%   | 18  | 0  | 19  | 0       | 48.65%  | 0.00%  | 51.35%  | 0.00%  |
|               |     | 参 | 9       | 4   | 0  | 5   | 0       | 44.44%  | 0.00%  | 55.56%  | 0.00%   |     |    |     |         |         |        |         |        |
| れいわ           | 14  | 衆 | 9       | 7   | 0  | 2   | 0       | 77.78%  | 0.00%  | 22.22%  | 0.00%   | 12  | 0  | 2   | 0       | 85.71%  | 0.00%  | 14.29%  | 0.00%  |
|               |     | 参 | 5       | 5   | 0  | 0   | 0       | 100.00% | 0.00%  | 0.00%   | 0.00%   |     |    |     |         |         |        |         |        |
| 保守            | 3   | 衆 | 3       | 0   | 0  | 3   | 0       | 0.00%   | 0.00%  | 100.00% | 0.00%   | 0   | 0  | 3   | 0       | 0.00%   | 0.00%  | 100.00% | 0.00%  |
|               |     | 参 | 0       | 0   | 0  | 0   | 0       |         |        |         |         |     |    |     |         |         |        |         |        |
| 社民            | 3   | 衆 | 1       | 1   | 0  | 0   | 0       | 100.00% | 0.00%  | 0.00%   | 0.00%   | 3   | 0  | 0   | 0       | 100.00% | 0.00%  | 0.00%   | 0.00%  |
|               |     | 参 | 2       | 2   | 0  | 0   | 0       | 100.00% | 0.00%  | 0.00%   | 0.00%   |     |    |     |         |         |        |         |        |
| 参政            | 4   | 衆 | 3       | 0   | 1  | 1   | 1       | 0.00%   | 33.33% | 33.33%  | 33.33%  | 0   | 1  | 1   | 2       | 0.00%   | 25.00% | 25.00%  | 50.00% |
|               |     | 参 | 1       | 0   | 0  | 0   | 1       | 0.00%   | 0.00%  | 0.00%   | 100.00% |     |    |     |         |         |        |         |        |
| その他           | 0   | 衆 | 0       | 0   | 0  | 0   | 0       |         |        |         |         | 0   | 0  | 0   | 0       |         |        |         |        |
|               |     | 参 | 0       | 0   | 0  | 0   | 0       |         |        |         |         |     |    |     |         |         |        |         |        |
| 無所属           | 24  | 衆 | 12      | 3   | 3  | 4   | 1       | 25.00%  | 25.00% | 33.33%  | 8.33%   | 11  | 4  | 6   | 3       | 45.83%  | 16.67% | 25.00%  | 12.50% |
|               |     | 参 | 13      | 8   | 1  | 2   | 2       | 61.54%  | 7.69%  | 15.38%  | 15.38%  |     |    |     |         |         |        |         |        |
| 全体            | 704 | 衆 | 466     | 184 | 76 | 164 | 40      | 39.48%  | 41.30% | 35.19%  | 24.39%  | 271 | 87 | 295 | 48      | 38.49%  | 12.36% | 41.90%  | 6.82%  |
|               |     | 参 | 245     | 90  | 11 | 131 | 8       | 36.73%  | 12.22% | 53.47%  | 6.11%   |     |    |     |         |         |        |         |        |



| ※2024.11.27時点 |     |   |     | 人数(衆参別) |    |     |     | 割合(衆参別) |        |         |        | 人数(党全体) |    |     |     | 割合(党全体) |        |         |        |
|---------------|-----|---|-----|---------|----|-----|-----|---------|--------|---------|--------|---------|----|-----|-----|---------|--------|---------|--------|
| 政党            | 人数  |   |     | 賛同      | オブ | 不明  | 不賛同 | 賛同      | オブ     | 不明      | 不賛同    | 賛同      | オブ | 不明  | 不賛同 | 賛同      | オブ     | 不明      | 不賛同    |
| 自民            | 306 | 男 | 260 | 17      | 35 | 174 | 40  | 6.54%   | 13.46% | 66.92%  | 15.38% | 17      | 39 | 208 | 42  | 5.56%   | 12.75% | 67.97%  | 13.73% |
|               |     | 女 | 40  | 0       | 4  | 34  | 2   | 0.00%   | 10.00% | 85.00%  | 5.00%  |         |    |     |     |         |        |         |        |
| 公明            | 51  | 男 | 44  | 34      | 5  | 5   | 0   | 77.27%  | 11.36% | 11.36%  | 0.00%  | 39      | 5  | 7   | 0   | 76.47%  | 9.80%  | 13.73%  | 0.00%  |
|               |     | 女 | 7   | 5       | 0  | 2   | 0   | 71.43%  | 0.00%  | 28.57%  | 0.00%  |         |    |     |     |         |        |         |        |
| 立憲            | 187 | 男 | 151 | 116     | 10 | 12  | 0   | 76.82%  | 6.62%  | 7.95%   | 0.00%  | 149     | 10 | 25  | 0   | 79.68%  | 5.35%  | 13.37%  | 0.00%  |
|               |     | 女 | 36  | 33      | 0  | 13  | 0   | 91.67%  | 0.00%  | 36.11%  | 0.00%  |         |    |     |     |         |        |         |        |
| 維新            | 56  | 男 | 48  | 3       | 25 | 19  | 1   | 6.25%   | 52.08% | 39.58%  | 2.08%  | 3       | 28 | 24  | 1   | 5.36%   | 50.00% | 42.86%  | 1.79%  |
|               |     | 女 | 8   | 0       | 3  | 5   | 0   | 0.00%   | 37.50% | 62.50%  | 0.00%  |         |    |     |     |         |        |         |        |
| 共産            | 19  | 男 | 12  | 12      | 0  | 0   | 0   | 100.00% | 0.00%  | 0.00%   | 0.00%  | 19      | 0  | 0   | 0   | 100.00% | 0.00%  | 0.00%   | 0.00%  |
|               |     | 女 | 7   | 7       | 0  | 0   | 0   | 100.00% | 0.00%  | 0.00%   | 0.00%  |         |    |     |     |         |        |         |        |
| 国民民主          | 37  | 男 | 29  | 13      | 0  | 16  | 0   | 44.83%  | 0.00%  | 55.17%  | 0.00%  | 18      | 0  | 19  | 0   | 48.65%  | 0.00%  | 51.35%  | 0.00%  |
|               |     | 女 | 8   | 5       | 0  | 3   | 0   | 62.50%  | 0.00%  | 37.50%  | 0.00%  |         |    |     |     |         |        |         |        |
| れいわ           | 14  | 男 | 9   | 7       | 0  | 2   | 0   | 77.78%  | 0.00%  | 22.22%  | 0.00%  | 12      | 0  | 2   | 0   | 85.71%  | 0.00%  | 14.29%  | 0.00%  |
|               |     | 女 | 5   | 5       | 0  | 0   | 0   | 100.00% | 0.00%  | 0.00%   | 0.00%  |         |    |     |     |         |        |         |        |
| 保守            | 3   | 男 | 3   | 0       | 0  | 3   | 0   | 0.00%   | 0.00%  | 100.00% | 0.00%  | 0       | 0  | 3   | 0   | 0.00%   | 0.00%  | 100.00% | 0.00%  |
|               |     | 女 | 1   | 0       | 0  | 1   | 0   | 0.00%   | 0.00%  | 100.00% | 0.00%  |         |    |     |     |         |        |         |        |
| 社民            | 3   | 男 | 1   | 1       | 0  | 0   | 0   | 100.00% | 0.00%  | 0.00%   | 0.00%  | 3       | 0  | 0   | 0   | 100.00% | 0.00%  | 0.00%   | 0.00%  |
|               |     | 女 | 2   | 2       | 0  | 0   | 0   | 100.00% | 0.00%  | 0.00%   | 0.00%  |         |    |     |     |         |        |         |        |
| 参政            | 4   | 男 | 2   | 0       | 1  | 0   | 1   | 0.00%   | 50.00% | 0.00%   | 50.00% | 0       | 1  | 1   | 2   | 0.00%   | 25.00% | 25.00%  | 50.00% |
|               |     | 女 | 2   | 0       | 0  | 1   | 1   | 0.00%   | 0.00%  | 50.00%  | 50.00% |         |    |     |     |         |        |         |        |
| その他           | 0   | 男 | 0   | 0       | 0  | 0   | 0   |         |        |         |        | 0       | 0  | 0   | 0   |         |        |         |        |
|               |     | 女 | 0   | 0       | 0  | 0   | 0   |         |        |         |        |         |    |     |     |         |        |         |        |
| 無所属           | 24  | 男 | 19  | 7       | 4  | 5   | 2   | 36.84%  | 21.05% | 26.32%  | 10.53% | 11      | 4  | 6   | 3   | 45.83%  | 16.67% | 25.00%  | 12.50% |
|               |     | 女 | 5   | 4       | 0  | 1   | 0   | 80.00%  | 0.00%  | 20.00%  | 0.00%  |         |    |     |     |         |        |         |        |
| 全体            | 704 | 男 | 578 | 210     | 80 | 236 | 53  | 36.33%  | 13.84% | 40.83%  | 9.17%  | 271     | 87 | 295 | 48  | 38.49%  | 12.36% | 41.90%  | 6.82%  |
|               |     | 女 | 121 | 61      | 7  | 60  | 3   | 50.41%  | 11.48% | 49.59%  | 5.00%  |         |    |     |     |         |        |         |        |